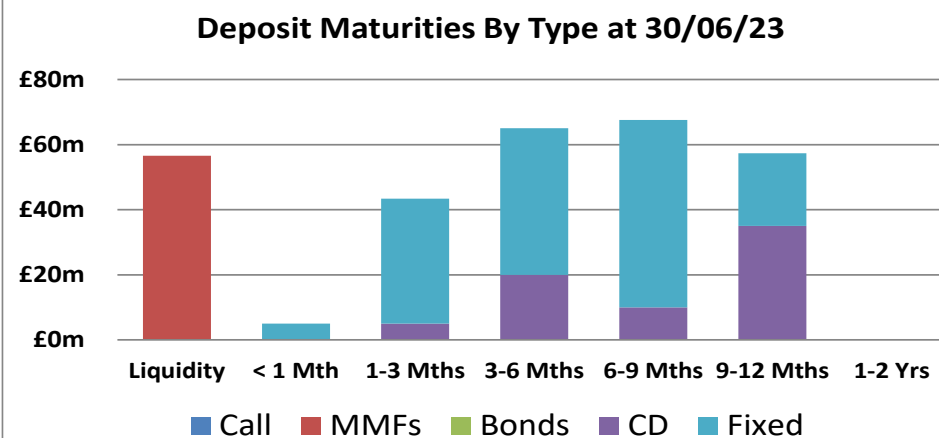
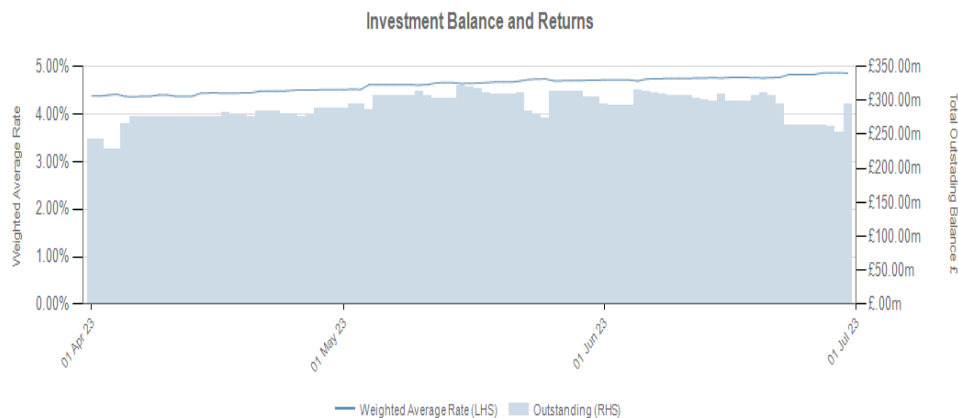


Investments: Activity & Performance on 30th June 2023

Investment Position at 30th June 2023

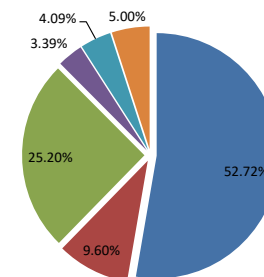
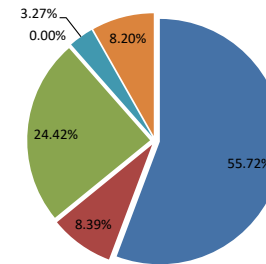
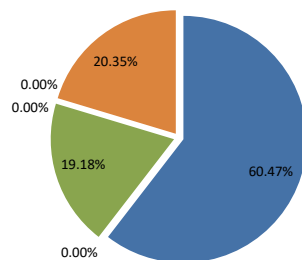
Investments Outstanding 30 th June 2023	Weighted Average Maturity (WAM)	Benchmark Return (Adjusted O/N- 3 Month SONIA) Annualised	Council Performance Annualised	Outperformance
£294.895m	153 Days	4.496%	4.630%	0.134%



Link Benchmarking Analysis of Investments on 30th June 2023

	LCC	Benchmark Group (15)	English Counties (15)
Return at 30 th June 2023	4.80%	4.55%	4.35%
WAM	153	117	127
Risk Weighted Score (Duration & Credit Quality)	3.42	3.14	4.23
Model Banding- Expected Return for Risk Taken	4.12% - 4.46%	4.22% - 4.56%	4.06% - 4.40%

4.789%	Fixed Deposits
0.000%	Call & O/N
5.080%	CDs
0.000%	Bonds
4.807%	MMFs
0.000%	Enhanced MMFs



This page is intentionally left blank